



National Indian Gaming Commission

NIGC

FY 2024 Gross Gaming Revenue

REPORT



GGR FY 2024

Regulatory Compliance ★ *Gaming Integrity*




03	Commission Letter
04	About this Report
05	GGR Trending FY 2005 - 2024
06	Revenue by Region
07	Revenue Comparison
08	Revenue by Range
09	About NIGC

TABLE OF CONTENTS

FROM THE COMMISSION



Sharon M. Avery
Acting Chairwoman



Sharon M. Avery



Jeannie Hovland
Vice Chair



Jeannie Hovland

The National Indian Gaming Commission's (NIGC) Fiscal Year (FY) 2024 Gross Gaming Revenue (GGR) report highlights another record-breaking year for Indian gaming, underscoring the industry's continued resilience and strength. This year's GGR reached \$43.9 billion—an all-time high for tribal gaming and a \$2.0 billion increase over FY 2023, representing overall growth of 4.6%.

Once again in FY 2024, these strong numbers reflect the dedication of tribal leadership to preserve and grow this critical economic engine in their communities. Through the ever-changing gaming landscape, Tribal governments across the country continue to build sustainable economies through innovation, strategic development, and sound regulatory practices. We're impressed with your continued success!

This report includes year-over-year comparisons and aggregated data from 532 independently audited financial reports submitted by nearly 250 federally recognized Tribes across 29 states. Notably, all eight of NIGC's administrative regions saw positive growth, with the Oklahoma City and Washington, D.C. regions leading the way—each posting double-digit increases over the previous year.

As we have seen firsthand on our visits to your nations, these revenue numbers demonstrate the positive economic impact of tribal gaming and the essential role it plays in supporting job growth, infrastructure, education, and social services in tribal communities. NIGC remains committed to its mission under the Indian Gaming Regulatory Act (IGRA) by providing the regulatory oversight, guidance, and tools needed to ensure the integrity and long-term viability of tribal gaming.

FY 2024 GGR continues to demonstrate the adaptability and innovation that define Indian gaming. With strong tribal governance and collaborative regulation, the industry is well-positioned to meet future challenges and opportunities.

NIGC congratulates all tribal gaming operations on another historic year and remains proud to support the continued success of this vital industry. For additional information on FY 2024 GGR data, as well as NIGC's ongoing regulatory efforts and resources, please visit our website at www.NIGC.gov.

ABOUT THIS REPORT

The GGR figure identified in this report is an aggregate of gaming revenues collected from the audited financial statements of 532 gaming operations, made up of 243 Tribes across 29 states. NIGC requires each Tribe to submit financial statements covering all financial activities of each class II and class III gaming operation on the Tribe's Indian lands for each fiscal year. Tribes are required to submit financial statements within 120 days after the end of the operation's fiscal year. Once received, financial statements are reviewed and the information they contain is compiled to determine GGR.

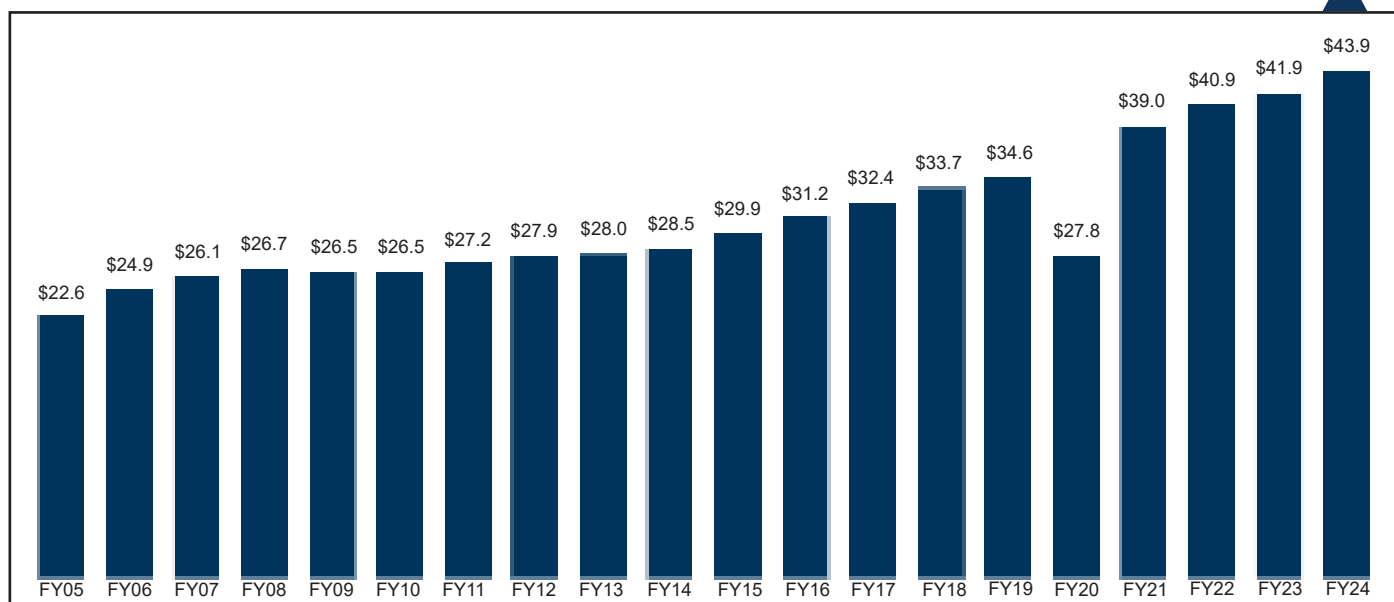


\$43.9 Billion
Total GGR

532
Audited
Financial
Statements

4.6%
Increase in Revenue
from FY 2023

GGR TRENDS

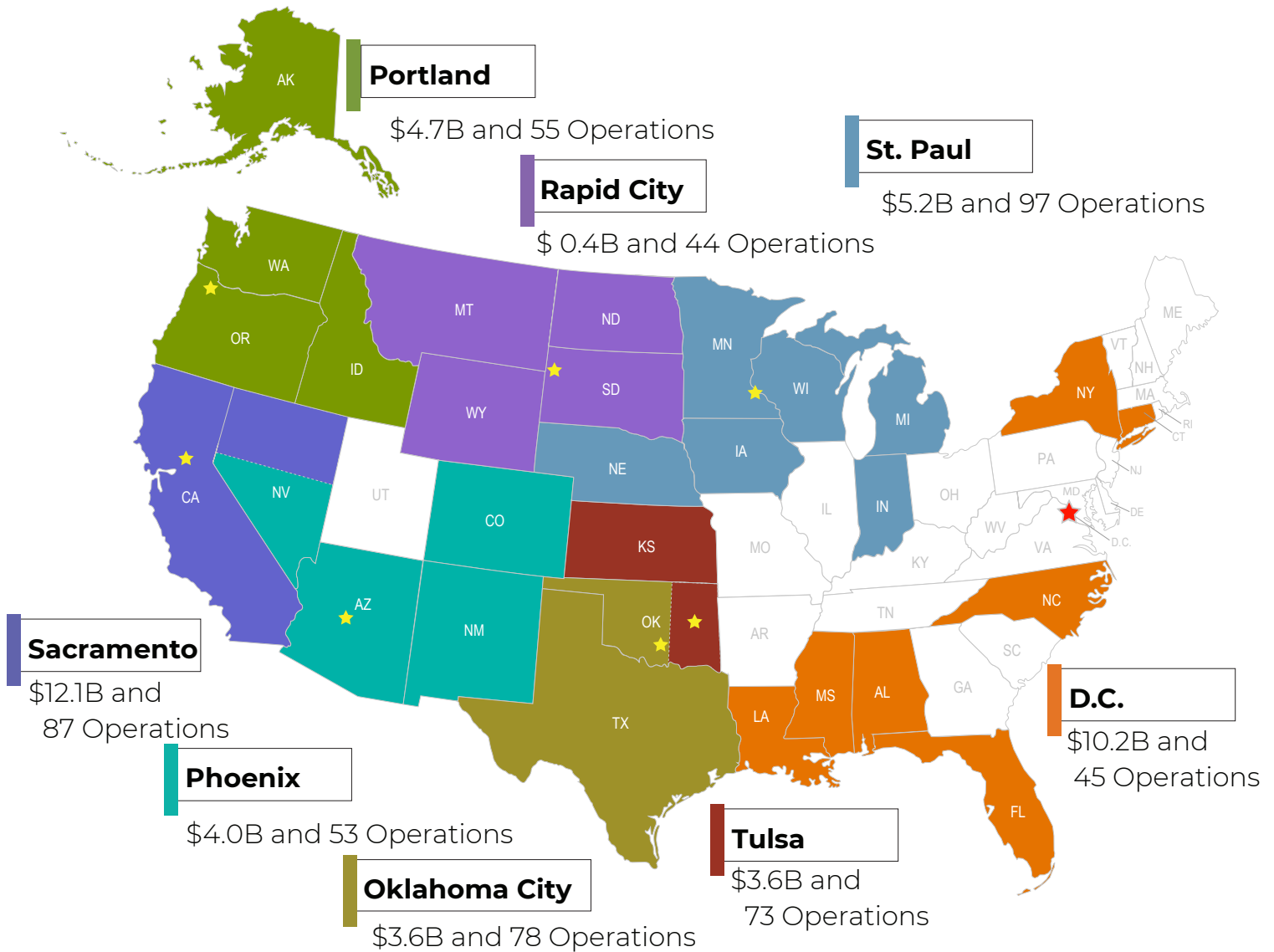
\$43.9B

FY 2024's GGR of \$43.9 billion marks the highest ever GGR for the Indian gaming industry.

FY 2020 was a major exception to the trend, where the GGR decreased due to the closure of gaming operations for different lengths of time as a result of the COVID-19 pandemic.

The map on the following page illustrates the geographic location of NIGC's eight regions, their respective GGR share in FY 2024, and the number of gaming operations in each region. The numbers in the comparison table represent FY 2023's information for comparison purposes. This map is a visual representation of the data shown on page 7.

REVENUE BY REGION



In Comparison FY 2023

Portland	▲ \$4.5B	▲ 53 ops
Sacramento	▲ \$12.0B	▲ 87 ops
Phoenix	▲ \$3.9B	▲ 54 ops
St. Paul	▲ \$5.1B	▲ 95 ops

Rapid City	▲ \$0.4B	▲ 45 ops
Tulsa	▲ \$3.6B	▲ 74 ops
Oklahoma City	▲ \$3.2B	▲ 75 ops
D.C.	▲ \$9.2B	▲ 44 ops

FY 2024 GGR

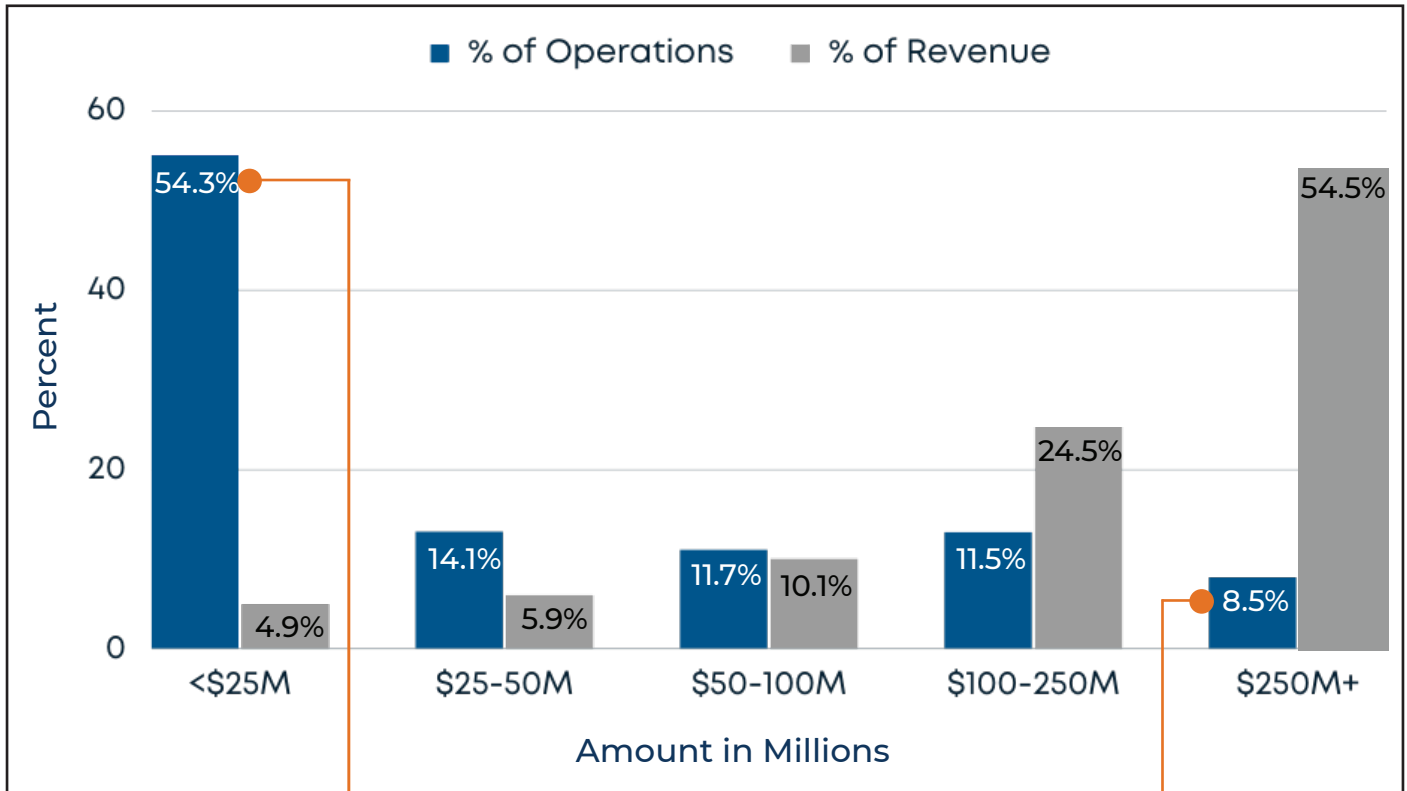
COMPARISON

All of NIGC's eight regions showed an increase over FY 2023. This table also shows the comparison of the overall FY 2024 GGR versus FY 2023 GGR. The overall FY 2024 GGR was \$43.9 billion, over 4.6% higher than the historic FY 2023 GGR of \$41.9 billion. It is important to note the year-over-year GGR change by region should not be used as a direct indicator of the local economy in any specific region. Many other factors could have an impact on the GGR at the regional level, such as new gaming operations, expansions or renovations to existing operations, temporary or permanent closures, regulatory changes, or changes in an operation's fiscal year.

	FY 2024	FY 2023	Increase	% of Change
Portland	\$4,694,100,529	\$4,531,931,711	\$162,168,818	3.6% ▲
Sacramento	\$12,135,475,969	\$11,965,357,091	\$170,118,878	1.4% ▲
Phoenix	\$3,999,888,645	\$3,926,245,150	\$73,643,495	1.9% ▲
St. Paul	\$5,171,624,189	\$5,087,839,643	\$83,784,546	1.6% ▲
Rapid City	\$443,861,592	\$425,875,203	\$17,986,389	4.2% ▲
Tulsa	\$3,564,148,943	\$3,560,275,433	\$3,873,510	0.1% ▲
Oklahoma City	\$3,624,523,166	\$3,216,288,977	\$408,234,189	12.7% ▲
D.C.	\$10,218,407,815	\$9,191,534,330	\$1,026,873,485	11.2% ▲
Totals	<u>\$43,852,030,848</u>	<u>\$41,905,347,538</u>	<u>\$1,946,683,310</u>	4.6% ▲

FY 2024 GGR

REVENUE BY RANGE



54% of Submissions reported **Revenues <\$25M = 5%** of **Total GGR**

9% of Submissions reported **Revenues >\$250M = 55%** of **Total GGR**

When reviewing FY 2024 GGR by Revenue Range insights, the columns in the graph represent the **Percentage of Operations** that make up each revenue range and the **Percentage of Revenue** that those operations contribute to the total GGR number. Approximately 9% of gaming operations reported more than \$250 million of GGR in FY 2024 and their aggregate revenues made up more than half (55%) of the total GGR. In comparison, just over 54% of Tribal gaming facilities reported less than \$25 million in revenues and this group represents about 5% of the total GGR share. The percentages of operations which make-up the respective ranges have been relatively consistent over the past years.

Meet our Agency

The National Indian Gaming Commission was created in 1988 with the passage of the Indian Gaming Regulatory Act (IGRA), enacted to support and promote Tribal economic development, self-sufficiency, and strong Tribal governments through the operation of gaming on Indian lands. The Act provides a statutory basis for the federal regulation of Indian gaming on Indian lands. IGRA establishes the Commission to regulate and support Tribal gaming as a means of generating revenue for Tribal communities. See 25 U.S.C. § 2702 and 25 U.S.C. § 2704.

NIGC Commission

The Commission consists of three full-time members, including a Chair and two Associate Commissioners. The Chair is appointed by the President and confirmed by the Senate. The two Associate Commissioners are appointed by the Secretary of the Interior. The Commission selects a Vice Chair by a majority vote. At least two members of the Commission shall be enrolled members of any Indian Tribe, and only two may be of the same political party.

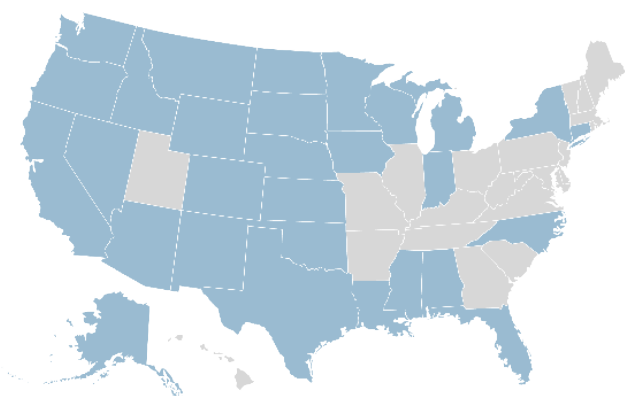
Our Responsibility

The National Indian Gaming Commission is committed to fulfilling its statutory responsibilities by:

- Promulgating regulations and monitoring certain aspects of Indian gaming.
- Coordinating its regulatory responsibilities with Tribal, state and federal regulatory agencies.
- Providing training and technical assistance to Tribal regulatory agencies and operations.
- Reviewing and either approving or disapproving gaming ordinances and management contracts.
- Reviewing the backgrounds of individuals and entities to ensure the suitability of those seeking to manage or invest in Indian gaming.
- Overseeing and reviewing the conduct and regulation of Indian gaming operations.
- Initiating enforcement action for violations against the IGRA and NIGC regulations; and referring criminal matters to appropriate Tribal, federal, and state entities.

As the NIGC fulfills these responsibilities, the Agency closely reviews any indications of corrupting influences that may jeopardize the integrity of Tribal gaming.

In FY 2024, NIGC provided Federal oversight to Tribally owned, operated, or licensed gaming establishments operating in twenty-nine states.



Tribally Owned,
Operated, or
Licensed
Gaming
Establishments

+500

Operating
in

29

 States

CONNECT with Us



[Like Us on Facebook](#)



[Follow Us on X](#)



[Join Us on LinkedIn](#)



[Scan or Click to Learn more](#)



NATIONAL INDIAN GAMING COMMISSION
Regulatory Compliance ★ Gaming Integrity